


Central Coalfields Limited
"Darbhanga House;Ranchi"

MANPOWER POSITION FOR THE MONTH OF SEPT-2023
As on the last day of the month in Format - P-14(II)



Category	Opencast	Underground Mines			Other Estb.	T O T A L		Grand Total
		U/G	S/F	Total		Underground	Surface	
Executives	864	125	315	440	958	125	2137	2262
Supervisory Staff	1582	290	559	849	772	290	2913	3203
H/Skilled & Skilled	5671	1166	1922	3088	1764	1166	9357	10523
S/Skilled & Unskilled (Time Rated)	7039	1470	3242	4712	2777	1470	13058	14528
S/Skilled & Unskilled (Piece Rated)	0	0	0	0	0	0	0	0
Ministerial Staff	1591	79	942	1021	1074	79	3607	3686
Casuals	0	0	0	0	0	0	0	0
Trainees	164	6	111	117	28	6	303	309
Badlies	0	0	0	0	0	0	0	0
T O T A L	16911	3136	7091	10227	7373	3136	31375	34511


 General Manager(MP&IR) 25/10/23
 CCL, RANCHI

Central Coalfields Limited
"Darbhanga House,Ranchi"


MANPOWER POSITION FOR THE MONTH OF SEPT- 2023
As on the last day of the month in Format - P-14(III)

Category	Total Number Employed In										Grand Total	
	Existing Units including Projects				New Projects under construction			Other Establishment				
	O/C	U/G	Total	Non Mining	Mining Units		Non	Existing	New	Total		
Executives	729	125	854	189	135	0	135	110	974	0	974	2262
Supervisory Staff	1425	290	1715	639	157	0	157	125	567	0	567	3203
H/Skilled & Skilled	5118	1166	6284	2348	553	0	553	361	977	0	977	10523
S/Skilled & Unskilled	6285	1470	7755	3535	754	0	754	327	2157	0	2157	14528
Ministerial Staff	855	79	934	1209	63	0	63	53	1427	0	1427	3686
Casuals	0	0	0	0	0	0	0	0	0	0	0	0
	0	0	0	0	0	0	0	0	0	0	0	0
Trainees	164	6	170	8	0	0	0	71	60	0	60	309
Badlies	0	0	0	0	0	0	0	0	0	0	0	0
T O T A L	14576	3136	17712	7928	1662	0	1662	1047	6162	0	6162	34511


 General Manager(MP&IR)
 CCL, RANCHI
 25/10/23


GRADE-WISE MANPOWER AS ON 01.10.2023 OF CCL

EXECUTIVE	MT	E-1	E-1	E-2	E-3	E-4	E-5	E-6	E-7	E-8	E-9	TOTAL
		(Dipl.Hol)										
	0	0	75	276	398	501	446	154	310	102	0	2262
MONTHLY RATED												
T&S GR.	A1	A	B	C	D	E	F	G	H	ORS		TOTAL
	340	456	886	1506	423	679	413	525	352			5580
CLERICAL	A1	A	SPL	I	II	III	ORS					TOTAL
	107	287	477	598	884	1496						3849
DAILY RATED												
NON-EXCAVATION	VI	V	IV	III	II	I	ORS					TOTAL
	1039	1408	1906	1647	3310	7520						16830
EXCAVATION	SPL	A	B	C	D	E						TOTAL
	342	799	1211	1124	1101	1104						5681
PIECE RATED												
UG LOADER/TUB LOADER								TRMR	OTHERS			TOTAL
GROUP	I	II	III	IV	V	VA						0
	0	0	0	0	0	0	0	0				
W/ LOADER/TRK LOADER												
GROUP	I	II	III	IV	V	VA	TRMR	OTHERS				TOTAL
	0	0	0	0	0	0	0	0				0
OTHER PR WORKER/TRAMMER												
GROUP	I	II	III	IV	V	VA	TRMR	OTHERS				TOTAL
	0	0	0	0	0	0	0	0				0
SUMMARY	EXECUTIVE	M/RATED	D/RATED	P/RATED	CASUAL	BADLI	TRAINEE					TOTAL
	2262	9429	22511	0	0	0	309					34511


 General Manager(MP&IR)
 CCL, RANCHI
